

PAPER • OPEN ACCESS

Nonlinear excitations in magnetic lattices with long-range interactions

To cite this article: Miguel Molerón *et al* 2019 *New J. Phys.* **21** 063032

View the [article online](#) for updates and enhancements.



IOP | ebooks™

Bringing you innovative digital publishing with leading voices to create your essential collection of books in STEM research.

Start exploring the collection - download the first chapter of every title for free.



PAPER

Nonlinear excitations in magnetic lattices with long-range interactions

OPEN ACCESS

RECEIVED

7 December 2018

ACCEPTED FOR PUBLICATION

23 January 2019


PUBLISHED

24 June 2019

Original content from this work may be used under the terms of the [Creative Commons Attribution 3.0 licence](#).

Any further distribution of this work must maintain attribution to the author(s) and the title of the work, journal citation and DOI.



Miguel Molerón¹, C Chong^{2,8}, Alejandro J Martínez^{3,7}, Mason A Porter⁴, P G Kevrekidis⁵  and Chiara Daraio⁶

¹ Institute of Geophysics, Department of Earth Sciences, ETH Zurich, 8092 Zurich, Switzerland

² Department of Mathematics, Bowdoin College, Brunswick, ME 04011, United States of America

³ Oxford Centre for Industrial and Applied Mathematics, Mathematical Institute, University of Oxford, Oxford OX2 6GG, United Kingdom

⁴ Department of Mathematics, University of California, Los Angeles, CA 90095, United States of America

⁵ Department of Mathematics and Statistics, University of Massachusetts, Amherst, MA 01003, United States of America

⁶ Division of Engineering and Applied Science California Institute of Technology Pasadena, CA 91125, United States of America

⁷ Computational Biology Laboratory, Fundación Ciencia & Vida, 8320000, Santiago, Chile

⁸ Author to whom any correspondence should be addressed.

E-mail: cchong@bowdoin.edu

Keywords: nonlinear lattice, breather, Fermi–Pasta–Ulam–Tsingou lattice, long-range interactions, non-local, defect, magnetic

Abstract

We study—experimentally, theoretically, and numerically—nonlinear excitations in lattices of magnets with long-range interactions. We examine breather solutions, which are spatially localized and periodic in time, in a chain with algebraically-decaying interactions. It was established two decades ago (Flach 1998 *Phys. Rev. E* **58** R4116) that lattices with long-range interactions can have breather solutions in which the spatial decay of the tails has a crossover from exponential to algebraic decay. In this article, we revisit this problem in the setting of a chain of repelling magnets with a mass defect and verify, both numerically and experimentally, the existence of breathers with such a crossover.

Introduction

There has been considerable progress in understanding localization in nonlinear lattices over the past three decades [1]. A prototypical example are spatially localized and temporally periodic discrete breathers (or just ‘breathers’) [2]. The span of systems in which breathers have been studied is broad and diverse. They include optical waveguide arrays and photorefractive crystals [3], micromechanical cantilever arrays [4], Josephson-junction ladders [5, 6], layered antiferromagnetic crystals [7, 8], halide-bridged transition-metal complexes [9], dynamical models of the DNA double strand [10], Bose–Einstein condensates (BECs) in optical lattices [11], and many others. Many of these studies concern models with coupling between elements only in the form of nearest-neighbor interactions. However, there has been a great deal of theoretical and computational work in lattices with interactions beyond nearest neighbors. For example, some models of polymers [12], quantum systems [13]; and optical waveguide arrays [14, 15] have included interactions beyond nearest neighbors; see also [16, 17]. Dynamical lattices with long-range interactions (e.g. with all-to-all coupling) have been used as models for energy and charge transport in biological molecules [18]; and studies of such long-range models have explored phenomena such as equilibrium relaxation [19], thermostatics [20], chaos [21, 22], and energy thresholds [23, 24]. Oscillators of numerous varieties have also been coupled via long-range interactions on lattices (and more general network structures) [25, 26]. In fact, until recently, they were often assumed to be a fundamental ingredient for the formation of so-called ‘chimera states’ [27–29].

Long-range interactions can have a significant effect on nonlinear excitations and yield phenomena that are rather different from those that result from only nearest-neighbor coupling. For example, stationary solitary waves with a nontrivial phase can arise both in discrete nonlinear Schrödinger (DNLS) equations with next-nearest-neighbor (NNN) interactions [16, 30] and in NNN discrete Klein–Gordon (KG) [31] equations, and

bistability of solitary waves is possible in DNLS equations with long-range interactions [32, 33]. Finally, and most relevant for the present paper, breathers in KG and Fermi–Pasta–Ulam–Tsingou (FPUT) lattices with long-range interactions can exhibit a crossover from exponential decay (at short distances from the breather center) to algebraic decay (at long distances) if the interactions decay significantly slowly (specifically, algebraically slowly) [24]. A variety of new studies continue to elucidate fascinating consequences of long-range interactions. For example, recent studies have revealed the emergence of traveling discrete breathers without tails in nonlinear lattices with suitable long-range interactions [34] and the emergence of a linear spectral gap, which enables the emergence of a low-frequency breather [35], in nonlinear lattices with other long-range interactions. Although there are many theoretical and computational studies of lattice systems with long-range interactions, we are not aware of any experimental realizations of breathers in such systems.

In this paper, we use experiments, theory, and numerical computations to study a strongly nonlinear lattice with long-range interactions that decay algebraically. Specifically, we consider a one-dimensional chain of repelling magnets with a single mass defect. This system allows us to realize fundamental structures, such as solitary waves, in a tabletop setup with real-time spatio-temporal resolution [36, 37]. Moreover, the use of magnetic interactions allows exciting applications. They have already been used as a passive mechanism to couple nodes of a lattice for unidirectional wave-guiding [38]; and it has been suggested that magnetic interactions can be used to design novel devices for frequency conversion [39] and shock absorption [36]. In our study, we focus on breathers in a magnetic chain and demonstrate that there is a crossover from exponential decay to algebraic decay in the spatial profile of these breathers.

Experimental setup

In figure 1(a), we show a picture of our experimental setup. We situate an array of disc magnets over a 150 mm × 300 mm rectangular air-bearing table from [IBS Precision Engineering](#) (to reduce surface friction) and between two Teflon rectangular rods (to restrict the particle motion to one dimension). As shown in the inset of figure 1(a), we insert each magnet into a 3D-printed support. We glue a glass slide below the 3D-printed support to obtain a desired amount of levitation. The magnets are axially magnetized, and they have the same orientation, so each magnet repels its neighbors. The mean mass of the non-defect particles in the 25-particle chain is $M = 0.45$ g (with a standard deviation of $s = 0.0028$), and the mass of the defect particle is $m = 0.20$ g. The distance between the boundary particles is $L \approx 33.7$ cm. To excite the chain harmonically, we glue the left boundary to an aluminum bar attached to an electrodynamic transducer ([Beyma 5MP60/N](#)). The measured total harmonic distortion of this transducer is below 10% in the amplitude range (between 0 and 4 cm) under consideration.

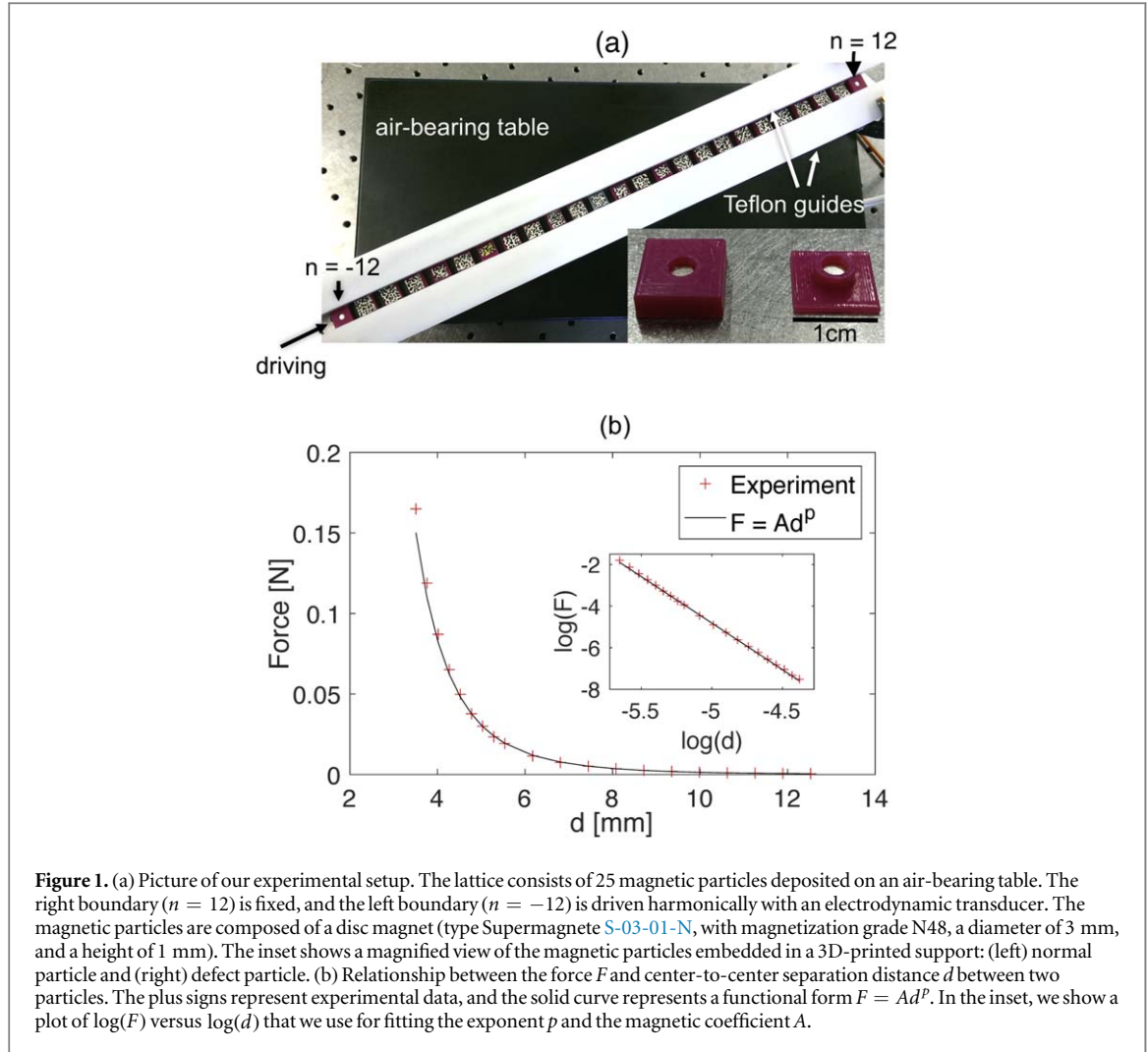
We measure the motion using digital-image-correlation (DIC) software from Correlated Solutions ([VIC 2D](#)). We use a camera (of model [GS3-U3-41C6C-C](#) from Point Gray) to record the particles' motion at a frame rate of 200 fps. To help track the particles, we glue speckle patterns to the top of the 3D-printed support (see figure 1(a)). We postprocess the video files with the VIC software to extract particle displacements and velocities. As in [36, 38], we assume that the relationship between the repelling force and distance has the form $F = Ad^p$, where F is the force and d is the center-to-center separation distance between two particles. We estimate the magnetic coefficient A and exponent p by measuring the repelling force at 22 separation distances (represented by plus signs in figure 1(b)). We measure the repelling force by fixing one magnet to a load cell (of type [OMEGA LCL-113G](#)) and approaching another magnet using a high-precision translation stage. Using a least-squares fitting routine for $\log(F)$ versus $\log(d)$ with our experimental data (see the inset in figure 1(b)) yields $A \approx 1.5683 \times 10^{-12} \text{N/m}^p$ and $p \approx -4.473$. We use these parameter values throughout the text.

Theoretical setup

Our experimental setup motivates the following model (which assumes that each node, representing a magnet, is coupled to every other node in a chain):

$$M_n \ddot{u}_n = \sum_{j=1}^{\infty} [A(j\delta_0 + u_n - u_{n-j})^p - A(j\delta_0 + u_{n+j} - u_n)^p] - \eta \dot{u}_n, \quad (1)$$

where $u_n = u_n(t) \in \mathbb{R}$ is the displacement of the n th magnet from its equilibrium position, the mass of the n th magnet is M_n , the magnetic coefficient is A , and the nonlinearity exponent is p . In figure 1(b), we show the spatial decay in the force with respect to the center-to-center distance between particles. This model assumes that each magnet, including its magnetic properties, is identical. The equilibrium separation distance between two adjacent magnets in an infinite lattice is δ_0 . In a finite lattice, the equilibrium separation distance depends on the



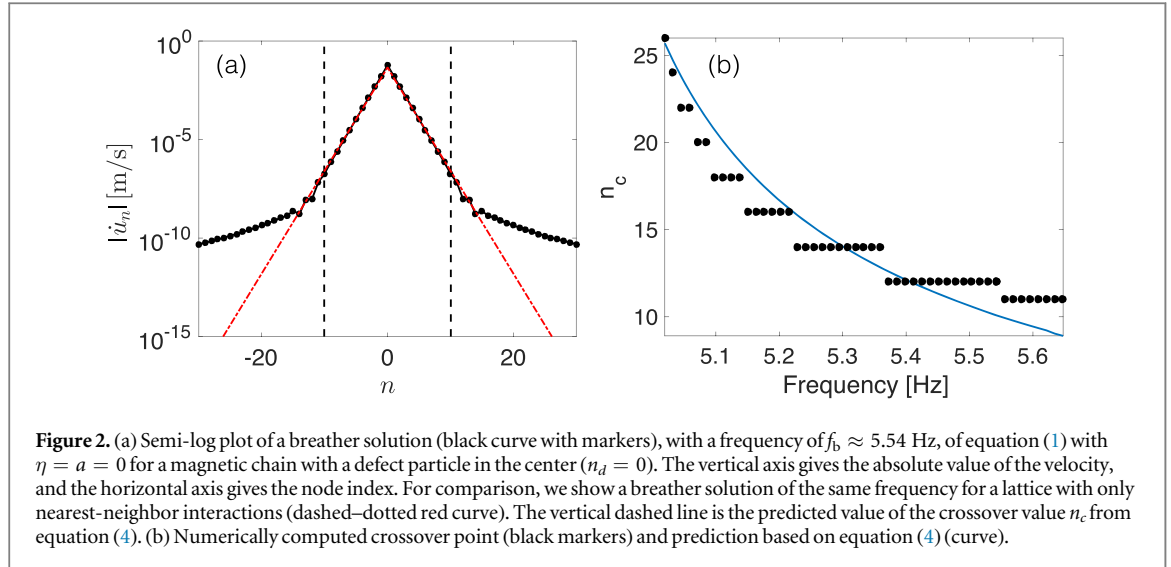
lattice location; see Appendix A for details. We model damping effects with a dashpot term $\eta\dot{u}_n$, where we empirically estimate the damping factor η (see our discussion below). We apply a harmonic boundary drive $u_{\text{left}}(t) = a \sin(2\pi f_b t)$, where a denotes the drive amplitude and f_b denotes its frequency. Our initial theoretical considerations involve a Hamiltonian lattice, so we take $a = \eta = 0$. Later, when we compare our numerical results to experiments, we also consider nonzero values of the drive amplitude and damping factor.

In a homogeneous chain (where all masses are identical, so $M_n = M$) the linearization of (1) has plane-wave solutions $u_n = \exp(ikn + i\omega t)$, where

$$\omega^2(k) = K_2 \sum_{j=1}^{\infty} \frac{1}{j^s} [1 - \cos(jk)] = K_2 [\zeta(s) - \text{Re}\{e^{ik}\phi(e^{ik}, s, 1)\}], \quad (2)$$

where $s = 1 - p$, the linear stiffness is $K_2 = -2Ap\delta_0^{p-1}/M$, the Riemann zeta function is $\zeta(s)$, and $\phi(z, s, a)$ is the Hurwitz–Lerch transcendent [40]. This dispersion curve is nonanalytic in the wavenumber k , because its κ th derivative (where κ is the integer satisfying $s - 1 \leq \kappa < s$) with respect to k is discontinuous at $k = 0$. Below we discuss the consequences of this nonanalyticity. The dispersion curve is analytic at the upper band edge (i.e. at $k = \pi$).

Because we are interested in solutions that decay spatially to 0 at infinity, it is natural to seek breather frequencies that lie above the spectrum edge $\omega(\pi)$ (to avoid resonances with linear modes). Equation (1) with $M_n = M$ is not an appropriate model for seeking small-amplitude (bright) breather solutions, because one needs the plane waves to have a modulational instability, which is not possible in a homogeneous magnetic chain [2]. Hence, to obtain breathers, we break the uniformity of the chain by introducing a light-mass defect, motivated by the analysis of [41] for nonlinear lattices with nearest-neighbor interactions. This creates a defect mode that lies above the edge of the linear spectrum, from which breathers can bifurcate. Breathers in nearest-neighbor FPUT-like lattices with defects have been studied extensively both theoretically [41] and experimentally [42]. To find breathers in a magnetic chain, one can alternatively use a lattice with spatial heterogeneity (e.g. a dimer) [43–45] or one with an on-site potential [46, 47] or local resonators [48, 49].



A chain with a single mass defect is the starting point for our model with long-range interactions. We reduce the mass of the n_d th node (but without modifying its magnetic properties) by adjusting the support in which the magnet is embedded (see figure 1(b)). Consequently, $M_{n_d} = m$, where m is the mass of the defect; and $M_n = M$ for $n \neq n_d$, where M is the mass of the non-defect particles.

Numerical results

We start by numerically computing time-periodic solutions of the Hamiltonian variant of equation (1) (i.e. with $a = \eta = 0$) and $N = 65$ particles. The values that we use for the magnetic potential parameters are $A \approx 1.5683 \times 10^{-12} N/m^p$ and $p \approx -4.473$. Each particle, except for the defect in the center, has a mass of $M = 0.45$ g; the mass of the defect particle is $m = 0.20$ g. The numerical value of the equilibrium distance that we use is $\delta_0 \approx 1.4042$ cm. We numerically compute the linear spectrum and obtain a defect mode with frequency $f_d \approx 5.66$ Hz. We use this linear mode as an initial guess in a Newton method and identify a time-periodic solution with a frequency slightly below the defect frequency. See Appendix B for details on numerical computations. In figure 2(a), we show a semi-log plot of the absolute value of the velocity profile of the breather that we obtain using Newton iterations. One of the defining features of a breather in lattices with nearest-neighbor interactions is exponential decay of the tails. (See the dashed red curve in figure 2(a).) The linear slope of the breather in the semi-log plot suggests that there is exponential decay of the tail close to the center. In fundamental contrast to its nearest-neighbor counterpart, the breather in the lattice with long-range interactions exhibits a transition at a critical lattice site n_c , and the decay becomes algebraic rather than exponential. This feature was first observed about two decades ago in a KG lattice with a cubic potential (i.e. in the ϕ^4 model) [24], which has long-range interactions with coefficients with algebraic decay. In particular, they have a power-law decay $\mathcal{O}(1/n^s)$ with respect to particle n . The linearization of equation (1) also has interaction coefficients with power-law decay $\mathcal{O}(1/n^s)$. The algebraic decay of the breather far away from its center arises as follows; see [24] for details. Its amplitude is small away from its center, so we can linearize the equations of motion. Additionally, because the breather is temporally periodic, we can express the time dependence of the solution as a Fourier series: $u_n(t) = \sum_j \hat{u}_n(j) e^{i j \omega_b t}$, where $\omega_b = 2\pi f_b$ is the breather's angular frequency. One computes the Fourier coefficients using Green's functions [24] to obtain

$$\hat{u}_n(j) = \int_0^{2\pi} \frac{\cos(kj)}{(j\omega_b)^2 - \omega^2(k)} dk, \quad (3)$$

where $\omega^2(k)$ is given by the dispersion relation in equation (2). Now it is clear why it is important to highlight the nonanalytic nature of $\omega^2(k)$: the Fourier coefficients in equation (3) with discontinuities in the κ th derivative yield Fourier series that converge algebraically. This implies that $u_n \sim 1/n^s$ for large n [24]. One can make similar arguments to explain the exponential decay near the center; see [24] for details.

Assuming that the proportionality constants of the exponential decay and the algebraic decay are roughly the same, there is a crossover point between the two types of decay that satisfies $e^{-\nu n} = \frac{1}{n^s}$, where ν is the exponential decay rate of the breather near the center. This yields the following prediction for the crossover site n_c [24]:

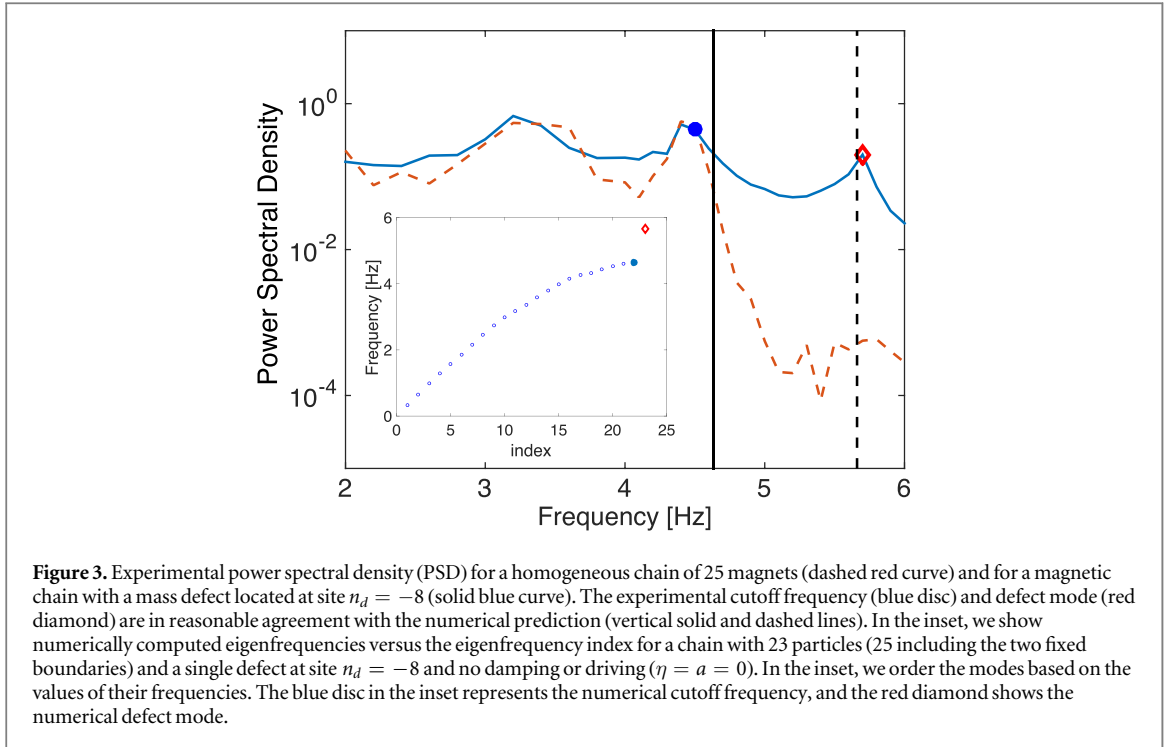


Figure 3. Experimental power spectral density (PSD) for a homogeneous chain of 25 magnets (dashed red curve) and for a magnetic chain with a mass defect located at site $n_d = -8$ (solid blue curve). The experimental cutoff frequency (blue disc) and defect mode (red diamond) are in reasonable agreement with the numerical prediction (vertical solid and dashed lines). In the inset, we show numerically computed eigenfrequencies versus the eigenfrequency index for a chain with 23 particles (25 including the two fixed boundaries) and a single defect at site $n_d = -8$ and no damping or driving ($\eta = a = 0$). In the inset, we order the modes based on the values of their frequencies. The blue disc in the inset represents the numerical cutoff frequency, and the red diamond shows the numerical defect mode.

$$\frac{\log n_c}{n_c} = \frac{\nu}{1 - p}. \quad (4)$$

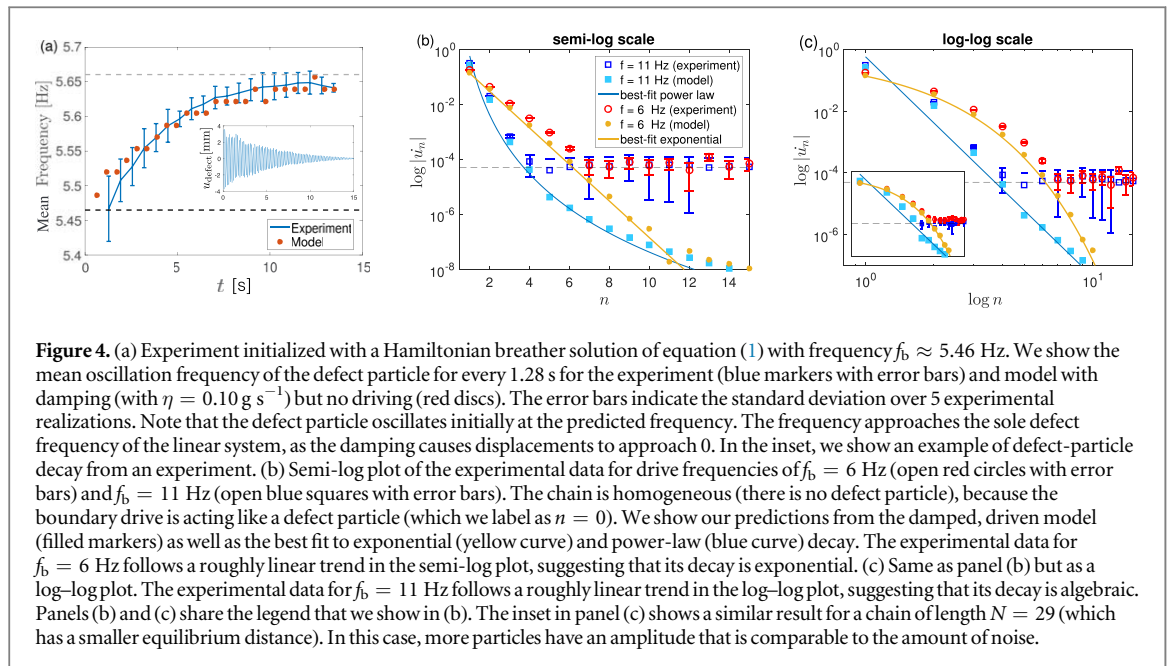
For the solution in figure 2(a), the predicted crossover is $n_c = 10$, which is roughly where the decay properties change in the numerical solution (see figure 2(a)). To validate equation (4), we compute the crossover point from the numerically-obtained breather solutions. We calculate this point numerically by determining the first particle at which the deviation of the solution from the best-fit line in the semi-log scale exceeds 1% of the solution amplitude. In the example in figure 2(a), this yields a crossover point of $n_c = 12$. Equation (4) predicts that the crossover location depends on the solution's exponential decay rate ν , which in turn depends on the breather frequency f_b . In figure 2(b), we show a comparison of observed numerical crossovers and equation (4) for various breather frequencies.

Experimental results

For our experiments, we consider a chain of $N = 25$ magnets (including the boundaries) with a defect magnet at site $n_d = -8$. We experimentally probe the linear spectrum by performing a frequency sweep. To do this, we excite the chain at 33 frequencies between 2 and 6 Hz and extract the resulting steady-state displacement amplitudes at the excitation frequency in different locations. The dashed red curve in figure 3 represents the power spectral density (PSD) of particles -4 to 0 , and the solid blue curve represents the PSD of the defect particle. The model prediction based on the Hamiltonian limit (i.e. with $\eta = a = 0$) of equation (1) (which we computed numerically, as shown in the inset of figure 3) agrees with the experimentally-observed passband cutoff frequency $f \approx 4.50$ Hz and defect-mode frequency $f_d \approx 5.66$ Hz.

To further evaluate our model, we initialize the experimental chain using the displacements that correspond to the theoretically-predicted Hamiltonian breather with frequency $f_b \approx 5.46$ Hz. The nodes oscillate initially with the predicted frequency (see figure 4(a)). In this particular experiment, we do not add energy to the system. Thus, as the oscillation amplitude decreases due to damping, the dynamics gradually becomes more linear and the oscillation frequency approaches the sole linear defect-mode frequency $f_d \approx 5.66$ Hz. We use this experiment to empirically determine the damping parameter $\eta \approx 0.10 \text{ g s}^{-1}$ to match the temporal amplitude decay of the defect particle. (See the inset in figure 4(a).) We conduct an analogous numerical experiment using equation (1) with damping but no driving (specifically, $\eta = 0.10 \text{ g s}^{-1}$ and $a = 0$), which matches the observed experimental data; see the solid red discs in figure 4(a).

Our final experiment probes the decay properties of the breather. To allow the experimental system to reach a steady state (which allows us to more closely examine the decay properties), we again continuously harmonically excite the left boundary magnet, so the displacement of the boundary magnet is $u_{\text{left}} = a \sin(2\pi f_b t)$. We thereby treat the boundary as a 'core' of the breather, so we do not use a defect particle in these experiments. We seek



time-periodic solutions of equation (1) that account for both the boundary excitation and damping effects. We use the parameter values $\eta = 0.10 \text{ g s}^{-1}$ and $a = 3.8 \text{ mm}$. The transition that we observe in figure 2(a) occurs at amplitudes, which we estimate to be 0.05 mm s^{-1} , that lie below the amount of noise in the experiments. This value corresponds to the mean velocity amplitudes of particles 9–24, whose motion can be attributed primarily to ambient vibrations. Thus, for the drive (breather) frequency $f_b = 6$ Hz, we observe only exponential decay.

However, for a drive frequency of $f_b = 11$ Hz, the transition to algebraic decay occurs close to the core of the breather, so there appears to be a glimpse of the associated decay prior to reaching the level at which ambient noise overwhelm the algebraic tail. Note that the crossover approaches the core of the breather as the breather frequency increases (see figure 2(b)). In figures 4(b), (c), we show the tails of the breather in semi-log and log-log plots. For $f_b = 6$ Hz, the experimental data (open red circles with error bars) has a roughly linear trend in the semi-log plot, suggesting that its decay is exponential. The experimental data follows the model prediction (solid yellow circles) up to the point at which it reaches the noise level (the horizontal dashed gray line). We fit (using a least-squares procedure) the model solution with an exponential curve of the form $\alpha e^{-\beta n}$ (solid yellow curve), and we obtain $\alpha \approx 0.6287$ and $\beta \approx 1.529$. For $f_b = 11$ Hz, the experimental data (open blue squares with error bars) has a roughly linear trend in a log-log plot, suggesting its algebraic decay. The experimental data follows our model's prediction (solid light blue squares) until reaching the noise level (horizontal dashed gray line). We fit the model solution with a power-law curve of the form $\alpha n^{-\beta}$ (solid blue curve), and we obtain $\alpha \approx 0.579$ and $\beta \approx 7.131$. Our results for other parameter values are similar. For example, in the inset of figure 4(c), we show a log-log plot of periodic solutions with $f_b = 9$ Hz (red) and $f_b = 13$ Hz (blue) for a chain with $N = 29$ particles. Because the lattice is confined to a length of $L \approx 33.7 \text{ cm}$, the equilibrium distance is about 6/7 of the one in the $N = 25$ chain. This increases the linear stiffness and hence increases the passband cutoff. Consequently, we need higher frequencies to avoid resonance with the linear modes.

Discussion and conclusions

We studied a lattice of magnets with long-range interactions, and we obtained quantitative agreement between theory, numerics, and experiment. Specifically, using a combination of experiments, computation, and analysis, we explored the prediction of [24], made about twenty years ago, that the tail of a breather solution of this nonlinear lattice exhibits a transition from exponential to algebraic decay. As far as we are aware, our work represents the first experimental realization of breathers in a nonlinear lattice with long-range interactions.

The study of long-range interaction systems is an increasingly important topic in numerous and wide-ranging areas of physics. These include dipolar BECs [50], where the recent formation of quantum droplets and their bound states [51] suggests that interesting types of long-range interactions can also arise in the study of BECs in optical lattices. Long-range interactions also play important roles in the study of coupled phase oscillators in diverse physical settings [26], heat transport in oscillator chains coupled to thermal reservoirs [52, 53], and more.

Our experimental system provides a new platform for the manifestation of breathers. It differs in a fundamental way from standard setups, in which only nearest-neighbor interaction are possible, and it allows one to experimentally observe novel dynamical behavior. In addition to our observations in the present paper, our work paves the way towards further studies to explore the nuances of long-range interactions in nonlinear lattice systems. Examples include bistability of solitary waves [32, 33], solitary waves with nontrivial phases [31], and low-frequency breathers [35]. These avenues go beyond the confines of mechanical or magnetic systems and are of broad appeal for a variety of long-range phenomena. It would be especially interesting to examine what happens when breathers interact and how the decay properties (and interactions between breathers) depend on lattice dimensionality.

Acknowledgments

This material is based upon work supported by the National Science Foundation under Grant No. DMS-1615037 (CC), DMS-1809074 (PGK), and EFRI Grant No. 1741565 (CD). AJM acknowledges support from CONICYT(BCH72130485/2013), Proyecto de Financiamiento Basal PFB16, and Apoyo a Centros Tecnológicos con Financiamiento Basal AFB 170004. PGK gratefully acknowledges support from the US-AFOSR via FA9550-17-1-0114. MAP thanks C. J. Lustri for insightful discussions.

Appendix A. Equations of motion in a finite chain

In a chain of N (where N is odd) magnets that we arrange as a lattice confined within a distance $L \in \mathbb{R}$ with fixed boundary conditions (i.e. $u_n = 0$ for particles $n = -\frac{N+1}{2}, \frac{N+1}{2}$) the equilibrium distance between magnets $n-1$ and n depends on n . The $N+1$ equilibrium distances $\delta_{0,n}$ (with $n \in \{-\frac{N-1}{2}, \dots, \frac{N+1}{2}\}$) satisfy

$$L = \sum_{n=-\frac{N-1}{2}}^{\frac{N+1}{2}} \delta_{0,n}$$

and the following N equations:

$$0 = \sum_{j=-\frac{N+1}{2}}^{n-1} \left(\sum_{i=j+1}^n \delta_{0,i} \right)^p - \sum_{j=n+1}^{\frac{N+1}{2}} \left(\sum_{i=n+1}^j \delta_{0,i} \right)^p, \quad (5)$$

where $n \in \{-\frac{N-1}{2}, \dots, \frac{N-1}{2}\}$. We model damping effects with a dashpot term $\eta \dot{u}_n$, where we empirically estimate the damping factor η . We apply a harmonic boundary drive $u_{\text{left}}(t) = a \sin(2\pi f_b t)$, where a denotes the drive amplitude and f_b denotes its frequency. Thus, for a finite chain, we obtain the following N equations of motion:

$$M_n \ddot{u}_n = \sum_{j=-\frac{N+1}{2}}^{n-1} A \left(\sum_{i=j+1}^n [\delta_{0,i}] + u_n - u_j \right)^p - \sum_{j=n+1}^{\frac{N+1}{2}} A \left(\sum_{i=n+1}^j [\delta_{0,i}] + u_j - u_n \right)^p - \eta \dot{u}_n, \quad (6)$$

with $n \in \{-\frac{N-1}{2}, \dots, \frac{N-1}{2}\}$ and the boundary conditions

$$u_{-\frac{N+1}{2}}(t) = a \sin(2\pi f_b t), \quad u_{\frac{N+1}{2}}(t) = 0.$$

For an infinite lattice (i.e. in the limit $N \rightarrow \infty$) the equilibrium distances are constant with respect to lattice site. This is easily verified by substituting $\delta_{0,n} = \delta_0$ into equation (5):

$$\begin{aligned} \sum_{j=-\infty}^{n-1} ((n-j)\delta_0)^p - \sum_{j=n+1}^{\infty} ((j-n)\delta_0)^p &= \sum_{j=1-n}^{\infty} ((j+n))^p - \sum_{j=n+1}^{\infty} ((j-n))^p \\ &= \sum_{k=1}^{\infty} (k)^p - \sum_{\ell=1}^{\infty} (\ell)^p = 0, \end{aligned}$$

where we defined new indices $k = j + n$ and $\ell = j - n$. Substituting $\delta_{0,n} = \delta_0$ into equation (6) and redefining indices once again leads to equation (1), which is valid for an infinite lattice.

Appendix B. Numerical methods

We find time-periodic solutions of equation (6) with period T by numerically computing roots x^0 of the map $f(x^0) = x^0 - \tilde{x}^0(T)$, where x^0 is the initial value of equation (6) and $\tilde{x}^0(T)$ is the solution at time T of equation (6) with initial value x^0 . See [2] for details. We numerically integrate equation (6) with an adaptive-size Runge–Kutta method. We use the linearization of (6) to determine our initial guess for the Newton iterations.

ORCID iDs

P G Kevrekidis  <https://orcid.org/0000-0002-7714-3689>

References

- [1] Kevrekidis P G 2011 *IMA J. Appl. Math.* **76** 389
- [2] Flach S and Gorbach A 2008 *Phys. Rep.* **467** 1
- [3] Lederer F, Stegeman G I, Christodoulides D N, Assanto G, Segev M and Silberberg Y 2008 *Phys. Rep.* **463** 1
- [4] Sato M, Hubbard B E and Sievers A J 2006 *Rev. Mod. Phys.* **78** 137
- [5] Binder P, Abraimov D, Ustinov A V, Flach S and Zolotaryuk Y 2000 *Phys. Rev. Lett.* **84** 745
- [6] Triás E, Mazo J J and Orlando T P 2000 *Phys. Rev. Lett.* **84** 741
- [7] English L Q, Sato M and Sievers A J 2003 *Phys. Rev. B* **67** 024403
- [8] Schwarz U T, English L Q and Sievers A J 1999 *Phys. Rev. Lett.* **83** 223
- [9] Swanson B I, Brozik J A, Love S P, Strouse G F, Shreve A P, Bishop A R, Wang W-Z and Salkola M I 1999 *Phys. Rev. Lett.* **82** 3288
- [10] Peyrard M 2004 *Nonlinearity* **17** R1
- [11] Morsch O and Oberthaler M 2006 *Rev. Mod. Phys.* **78** 179
- [12] Hennig D 2001 *Eur. Phys. J. B* **20** 419
- [13] Choudhury A G and Chowdhury A Roy 1996 *Phys. Scr.* **53** 129
- [14] Efremidis N K and Christodoulides D N 2002 *Phys. Rev. E* **65** 056607
- [15] Kevrekidis P G, Malomed B A, Saxena A, Bishop A R and Frantzeskakis D J 2003 *Physica D* **183** 87
- [16] Kevrekidis P G 2009 *Phys. Lett. A* **373** 3688
- [17] Kevrekidis P G 2013 *J. Opt.* **15** 044013
- [18] Mingaleev S F, Christiansen P L, Gaididei Y B, Johansson M and Rasmussen K Ø 1999 *J. Biol. Phys.* **25** 41
- [19] Miloshevich G, Nguenang J-P, Dauxois T, Khomeriki R and Ruffo S 2015 *Phys. Rev. E* **91** 032927
- [20] Christodoulidi H, Tsallis C and Bountis T 2014 *Europhys. Lett.* **108** 40006
- [21] Zaslavsky G M, Edelman M and Tarasov V E 2007 *Chaos* **17** 043124
- [22] Korabel N and Zaslavsky G M 2007 *Physica A* **378** 223
- [23] Kastner M 2004 *Nonlinearity* **17** 1923
- [24] Flach S 1998 *Phys. Rev. E* **58** R4116
- [25] Porter M A and Gleeson J P 2016 *Dynamical Systems on Networks: A Tutorial (Frontiers in Applied Dynamical Systems: Reviews and Tutorials)* vol 4 (Cham: Springer)
- [26] Arenas A, Diaz-Guilera A, Kurths J, Moreno Y and Zhou C 2008 *Phys. Rep.* **469** 93
- [27] Xie J, Knobloch E and Kao H-C 2014 *Phys. Rev. E* **90** 022919
- [28] Xie J, Knobloch E and Kao H-C 2015 *Phys. Rev. E* **92** 042921
- [29] Panaggio M J and Abrams D M 2015 *Nonlinearity* **28** R67
- [30] Chong C, Carretero-González R, Malomed B A and Kevrekidis P G 2011 *Physica D* **240** 1205
- [31] Koukoulouyannis V, Kevrekidis P G, Cuevas J and Rothos V 2013 *Physica D* **242** 16
- [32] Gaididei Y B, Mingaleev S F, Christiansen P L and Rasmussen K Ø 1997 *Phys. Rev. E* **55** 6141
- [33] Rasmussen K Ø, Christiansen P, Johansson M, Gaididei Y and Mingaleev S 1998 *Physica D* **113** 134
- [34] Doi Y and Yoshimura K 2016 *Phys. Rev. Lett.* **117** 014101
- [35] Yamaguchi Y and Doi Y 2018 *Phys. Rev. E* **97** 062218
- [36] Molerón M, Leonard A and Daraio C 2014 *J. Appl. Phys.* **115** 184901
- [37] Mehrem A, Jiménez N, Salmerón-Contreras L J, García-Andrés X, García-Raffi L M, Picó R and Sánchez-Morcillo V J 2017 *Phys. Rev. E* **96** 012208
- [38] Nadkarni N, Arrieta A F, Chong C, Kochmann D M and Daraio C 2016 *Phys. Rev. Lett.* **116** 244501
- [39] Serra-Garcia M, Molerón M and Daraio C 2018 *Phil. Trans. A* **376** 20170137
- [40] Erdélyi A, Magnus W, Oberhettinger F and Tricomi F 1981 *Higher Transcendental Functions* (Melbourne: Krieger)
- [41] Theocharis G, Kavousanakis M, Kevrekidis P G, Daraio C, Porter M A and Kevrekidis I G 2009 *Phys. Rev. E* **80** 066601
- [42] Boechler N, Theocharis G and Daraio C 2011 *Nat. Mater.* **10** 665
- [43] Theocharis G, Boechler N, Kevrekidis P G, Job S, Porter M A and Daraio C 2010 *Phys. Rev. E* **82** 056604
- [44] Boechler N, Theocharis G, Job S, Kevrekidis P G, Porter M A and Daraio C 2010 *Phys. Rev. Lett.* **104** 244302
- [45] Huang G and Hu B 1998 *Phys. Rev. B* **57** 5746
- [46] James G 2011 *Math. Models Methods Appl. Sci.* **21** 2335
- [47] James G, Kevrekidis P G and Cuevas J 2013 *Physica D* **251** 39
- [48] Liu L, James G, Kevrekidis P G and Vainchtein A 2016a *Nonlinearity* **29** 3496
- [49] Liu L, James G, Kevrekidis P G and Vainchtein A 2016b *Physica D* **331** 27
- [50] Lahaye T, Menotti C, Santos L, Lewenstein M and Pfau T 2009 *Rep. Prog. Phys.* **72** 126401
- [51] Ferrier-Barbut I, Kadau H, Schmitt M, Wenzel M and Pfau T 2016 *Phys. Rev. Lett.* **116** 215301
- [52] Olivares C and Anteneodo C 2016 *Phys. Rev. E* **94** 042117
- [53] Iubini S, Cintio P D, Lepri S, Livi R and Casetti L 2018 *Phys. Rev. E* **97** 032102